

# Portable Projector

# VE280X/VE281X/VE280/VE281



A cost-conscious yet robust projector with user-friendly multifunction operation and a range of environmental features.

### Direct power on, auto power on auto power off

Direct power on, auto power on and auto power off features eliminate the need to always use the power button on the remote control or projector cabinet.

### Quick power off and direct power off

The quick power off function stops the cooling fan immediately after turning off the power to the projector, which makes it possible to move the projector quickly. For a rapid shut down, the projector can be turned off without powering off the projector using the direct power off function and a power strip equipped with a switch and breaker.

### Lamp life is extended to 6,000 hours (eco mode)

### Carbon meter for visualising environmental impact

The projector employs a 'carbon meter' that displays the reduced volume of carbon dioxide emissions from using eco mode.



### Graphic on-screen design using icons offers intuitive operation

### HDMI input port (VE281X/VE281)

The VE281X and VE281 projectors are equipped with HDMI ports, enabling them to project digital image signals in high resolution. The HDMI input also supports audio signals.

### Low power consumption in power-saving (Stand by) mode

Power consumption in power-saving (Stand by) mode is 0.3 W (100-130 V AC) or 0.4W (200-240 V AC) , which is compatible with European regulation ErP Lot6 Tier2 and help to reduce the total cost of ownership.

### Project 3D images with a single projector\*

\* Commercially available DLP Link compatible. LCD shutter eyeglasses (option:NP02GL) are required.



### Virtual remote tool\*\* allows projector operation from a computer

\*\* Use the supplied Virtual Remote Tool software

- High brightness 2,800 ANSI lumens
- High contrast ratio (3000:1)
- Built in 7 W speaker for integrated audio solutions
- Wall colour correction for vivid images even without a screen
- Vertical keystone correction +/-40 degrees
- Security slot; Kensington lock is equipped
- Front ventilation for users not to be on the side of hot air
- High altitude mode (3,700 m)



<b>VE280X</b>	2800 ANSI lumens	XGA	2.3kg
<b>VE280</b>	2800 ANSI lumens	SVGA	2.3kg

<b>VE281X</b>	2800 ANSI lumens	XGA	2.3kg
<b>VE281</b>	2800 ANSI lumens	SVGA	2.3kg

\* available at VE281X / VE281

# Specifications

		VE280X	VE281X	VE280	VE281
Projector Type		1 chip DMD reflection type			
Panel Size		0.55 inch 2 x LVDS DMD (aspect ratio 4:3)			
Resolution*1		1024 dots x 768 lines		800 dots x 600 lines	
Lens		Manual focus system f=21.8 - 24.0 mm, F=2.41 - 2.55			
Lamp (eco mode on / eco mode off)		160 W / 200 W AC			
Lamp life*2 (eco mode on / eco mode off)		6,000 H / 4,000 H			
Image size		30 to 300 inch			
Colour reproduction		16.7 million colours			
Light output*3*4	Eco mode off	2,800 ANSI lumens			
	Eco mode on	Approx. 80% of eco mode off			
Contrast ratio (white / black)*4		3,000:1			
Maximum resolution		UXGA (1,600 x 1,200) with scaling technology			
Scan rate	Horizontal	15 kHz to 100 kHz (RGB : 24 kHz to 100 kHz)			
	Vertical	50 Hz to 85 Hz (120 Hz signal available in 3D mode only)			
Keystone correction	Horizontal	No			
	Vertical	Manual .±Max 40 degrees			
Input terminals	Computer / component	1 x D-sub mini 15-pin			
	Video	1 x RCA pin			
	S-Video	No			
	HDMI	No	1 x HDMI	No	1 x HDMI
Built-in speaker		7 W monaural			
Control terminals		1 D-sub 9 pin			
Environment	Operational temperatures	5°C to 40°C ([ECO MODE] is set automatically to [ON] at 35°C to 40°C), 20% to 80% humidity (non-condensing)			
	Storage temperatures	-10°C to 50°C, 20% to 80% humidity (non-condensing)			
Power requirement		100 to 240 V AC, 50 Hz / 60 Hz			
Input current		2.7 A to 1.2 A			
Power consumption (100 to 130 V AC / 200 to 240 V AC)	Eco mode on	213 W / 206 W			
	Eco mode off	261 W / 250 W			
	Standby (power-saving)	0.3 W / 0.4 W			
Caloric value (100 - 130 V / 200 - 240 V)		Max: 891 BTU / 853 BTU			
Net dimensions (W x H x D)		260 mm x 89.5 mm x 247 mm (not including protrusions)			
Weight		2.3 kg			
Gross dimensions (W x H x D)		360 mm x 177 mm x 320 mm			
Gross weight		3.3 kg			
Accessories		Remote control, batteries(AAA x 2), computer cable (VGA), power cable, CD-ROM(User's manual / utility software), quick setup guide, Important information			
Regulations	For United States	UL approved (UL 60950-1), meets FCC Class B requirements			
	For Canada	C-UL approved (CSA 60950-1), meets DOC Canada Class B requirements			
	For Asia/Oceania	IEC 60950-1, meets AS/NZS CISPR.22 Class B			
	For China	GB 4943, GB 9254, GB 17625.1			

\*1 : Effective pixels are more than 99.99%.

\*2 : Lamp life is defined as the average time span for the brightness of the lamp to be reduced by half, it does not refer to the warranty period for the lamp.

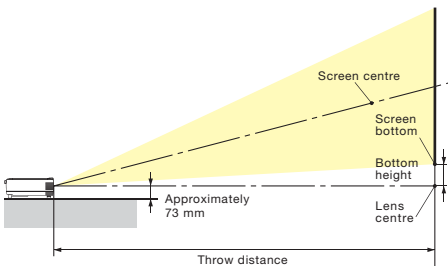
Lamp replacement needs to be done by NEC authorized engineers only. You may contact nearest NEC authorized service centres.

\*3 : This is the light output value (ANSI lumens) when the [PRESET] mode is set to [HIGH-BRIGHT]. If any other mode is selected as the [PRESET] mode, the light output value may drop slightly.

\*4 : Compliance with ISO 21118 : 2005.

All specifications are subject to change without notice.

## ● Throw Distance and Screen Size

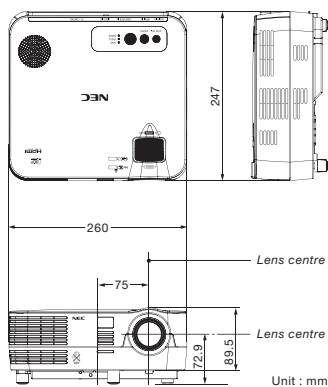


### VE280X / VE281X / VE280 / VE281 (Aspect ratio 4:3)

Screen Size (inch)	Throw Distance (m)		Bottom Height (cm)
	Wide	Tele	
30 (0.61x0.46)	1.18	1.32	6.9
40 (0.81x0.61)	1.57	1.76	9.1
60 (1.22x0.91)	2.36	2.64	13.7
80 (1.63x1.22)	3.15	3.52	18.3
100 (2.03x1.52)	3.93	4.40	22.8
120 (2.44x1.83)	4.72	5.28	27.4
150 (3.05x2.29)	5.90	6.60	34.3
180 (3.66x2.74)	7.08	7.92	41.1
200 (4.06x3.05)	7.87	8.80	45.7
240 (4.88x3.66)	9.44	10.56	54.8
300 (6.10x4.57)	11.80	13.20	68.5


The values in the tables are design values and may vary.

## ● Cabinet Dimensions




## ● Terminals

### ● VE280X / VE280



### ● VE281X / VE281



- Parts of the projector will become heated during operation.
  - Use caution when picking up the projector immediately after it has been operating.
  - Use caution when putting the projector in the soft case immediately after the projector has been operating.
- The projector cabinet is hot.

DLP and the DLP logo are registered trademark or trademark of Texas Instruments.  
HDMI, the HDMI logo and High-Definition Multimedia Interface are trademarks or registered trademarks of HDMI Licensing LLC.  
Virtual Remote Tool uses WinI2C/DDC library, © Nicomsoft Ltd.  
All other trademarks are the property of their respective owners.  
The images in this brochure are samples.  
This brochure uses recycled paper.